

**UNITED STATES BANKRUPTCY COURT**  
**Western District of Tennessee**  
**PETITIONS FILED FOR TWELVE MONTH PERIODS**  
**BY DIVISIONS**

<b>Jan 1, 2024 - Dec 31, 2024</b>			
	<b>Memphis</b>	<b>Jackson</b>	<b>Totals</b>
Chapter 7	1,537	538	2,075
Chapter 11	21	8	29
Chapter 12	0	0	0
Chapter 13	4,821	1,175	5,996
<b>Totals:</b>	<b>6,379</b>	<b>1,721</b>	<b>8,100</b>

<b>Jan 1, 2023 - Dec 31, 2023</b>			
	<b>Memphis</b>	<b>Jackson</b>	<b>Totals</b>
Chapter 7	1,414	508	1,922
Chapter 11	22	7	29
Chapter 12	0	0	0
Chapter 13	4,851	1,186	6,037
<b>Totals:</b>	<b>6,287</b>	<b>1,701</b>	<b>7,988</b>

<b>Jan 1, 2022 - Dec 31, 2022</b>			
	<b>Memphis</b>	<b>Jackson</b>	<b>Totals</b>
Chapter 7	1,205	410	1,615
Chapter 11	10	3	13
Chapter 12	0	0	0
Chapter 13	4,513	1,109	5,622
<b>Totals:</b>	<b>5,728</b>	<b>1,522</b>	<b>7,250</b>

<b>Jan 1, 2021 - Dec 31, 2021</b>			
	<b>Memphis</b>	<b>Jackson</b>	<b>Totals</b>
Chapter 7	1,233	452	1,685
Chapter 11	12	6	18
Chapter 12	0	0	0
Chapter 13	3,024	707	3,731
<b>Totals:</b>	<b>4,269</b>	<b>1,165</b>	<b>5,434</b>

<b>2024 Over 2023</b>			
	<b>Memphis</b>	<b>Jackson</b>	<b>Total %</b>
Chapter 7	123	30	7.96%
Chapter 11	(1)	1	0.00%
Chapter 12	0	0	0.00%
Chapter 13	(30)	(11)	-0.68%
<b>Totals:</b>	<b>92</b>	<b>20</b>	<b>1.40%</b>

<b>2024 Over 2023</b>		
	<b>Jackson</b>	<b>Total %</b>
Chapter 7	30	5.91%
Chapter 11	1	14.29%
Chapter 12	0	0.00%
Chapter 13	(11)	-0.93%
<b>Totals:</b>	<b>20</b>	<b>1.18%</b>

<b>% of Filings by Chap. By Div. Chapter % of</b>			
	<b>Memphis</b>	<b>Jackson</b>	<b>Total Filings</b>
Chapter 7	74%	26%	26%
Chapter 11	72%	28%	0%
Chapter 12	0%	0%	0%
Chapter 13	80%	20%	74%
<b>Totals:</b>	<b>79%</b>	<b>21%</b>	<b>100%</b>

<b>% of Filings by Chap. By Div. Chapter % of</b>			
	<b>Memphis</b>	<b>Jackson</b>	<b>Total Filings</b>
Chapter 7	74%	26%	24%
Chapter 11	76%	24%	0%
Chapter 12	0%	0%	0%
Chapter 13	80%	20%	76%
<b>Totals:</b>	<b>79%</b>	<b>21%</b>	<b>100%</b>

<b>% of Filings by Chap. By Div. Chapter % of</b>			
	<b>Memphis</b>	<b>Jackson</b>	<b>Total Filings</b>
Chapter 7	75%	25%	22%
Chapter 11	77%	23%	0%
Chapter 12	0%	0%	0%
Chapter 13	80%	20%	78%
<b>Totals:</b>	<b>79%</b>	<b>21%</b>	<b>100%</b>

<b>% of Filings by Chap. By Div. Chapter % of</b>			
	<b>Memphis</b>	<b>Jackson</b>	<b>Total Filings</b>
Chapter 7	73%	27%	31%
Chapter 11	67%	33%	0%
Chapter 12	0%	0%	0%
Chapter 13	81%	19%	69%
<b>Totals:</b>	<b>79%</b>	<b>21%</b>	<b>100%</b>

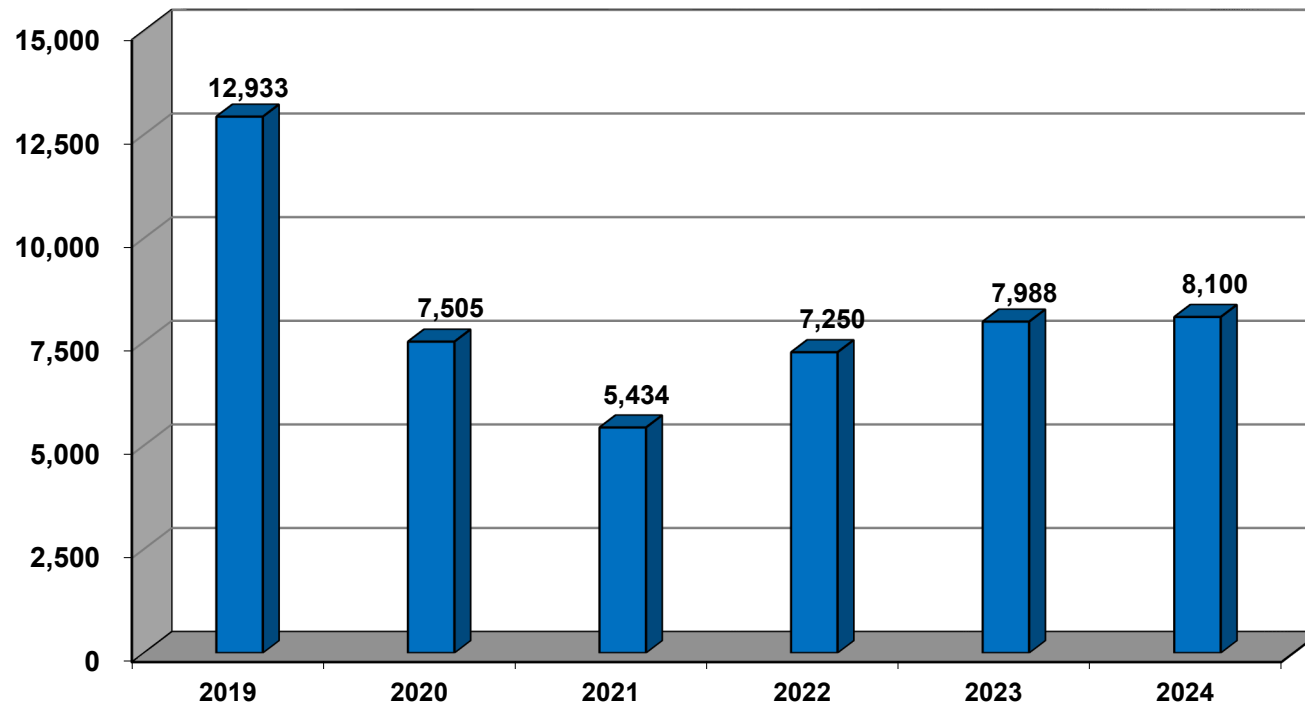
**Overall Change  
2024 Over 2023  
(Both Divisions)**

**1.40%**

<b>2024 Over 2023</b>		
	<b>Memphis</b>	<b>Total %</b>
Chapter 7	123	8.70%
Chapter 11	(1)	-4.55%
Chapter 12	0	0.00%
Chapter 13	(30)	-0.62%
<b>Totals:</b>	<b>92</b>	<b>1.46%</b>

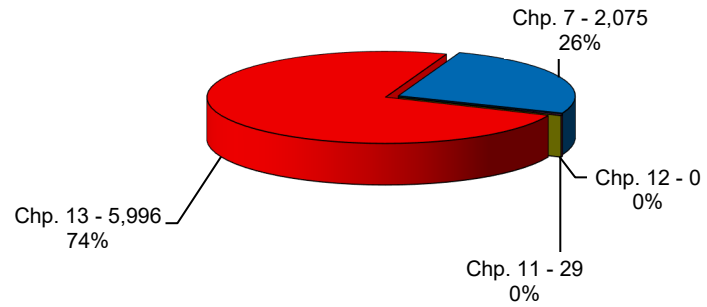
*Calculation of percentages are rounded to two places. .745 would be shown as .75 or 75%, and .744 would be displayed as .74 or 74%.*

**Total Filings For Western District By Year  
12 Month Period Ending Dec 31, 2024  
and Prior 12 Month Intervals**

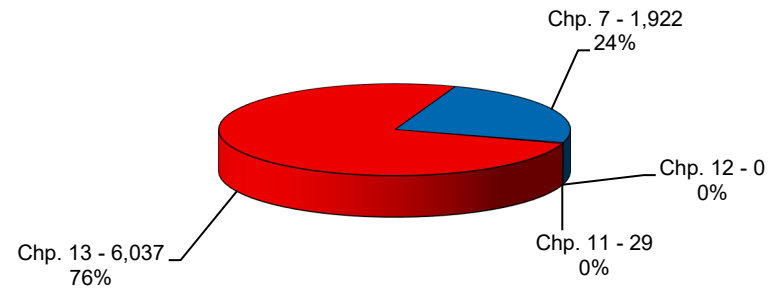


**United States Bankruptcy Court  
Western District of Tennessee**

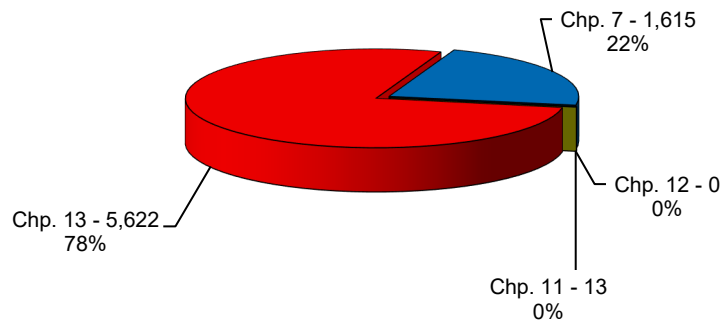
**Bankruptcy Case Filings  
Jan 1, 2024 thru Dec 31, 2024**



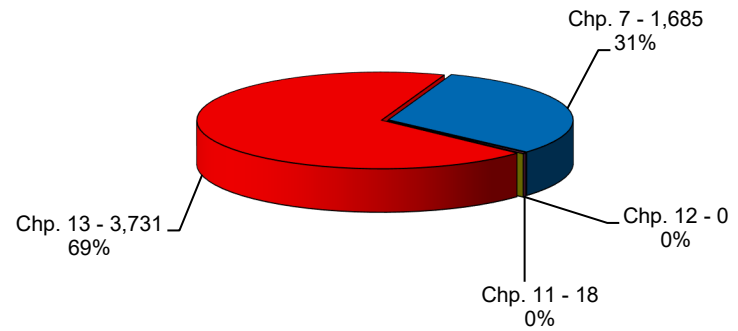
**Bankruptcy Case Filings  
Jan 1, 2023 thru Dec 31, 2023**



**Bankruptcy Case Filings  
Jan 1, 2022 thru Dec 31, 2022**

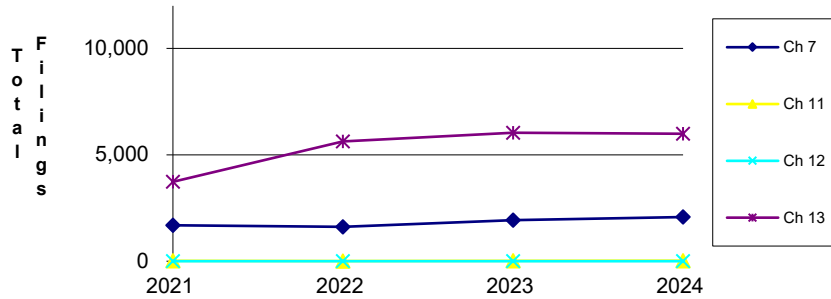


**Bankruptcy Case Filings  
Jan 1, 2021 thru Dec 31, 2021**

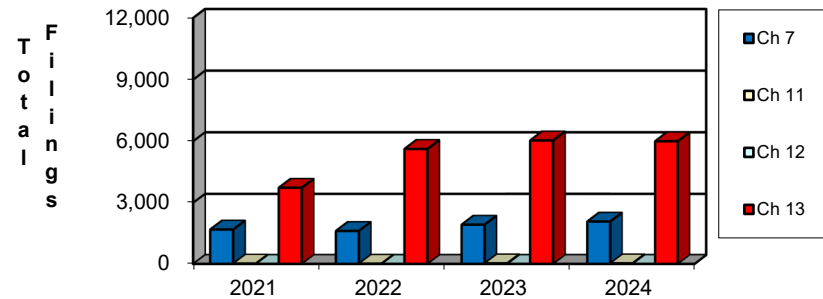


# United States Bankruptcy Court Western District of Tennessee

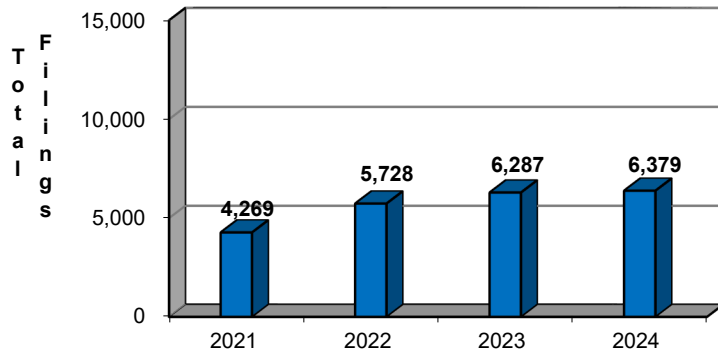
**Bankruptcy Case Filings  
Three Year Comparison**



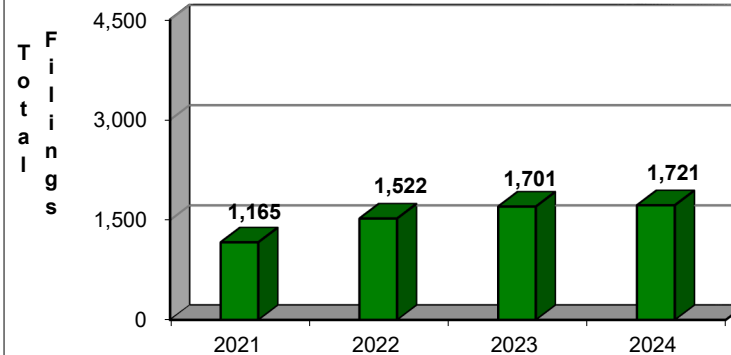
**District Wide Total  
By Chapter**



**Total Filings For Western Division By Year  
12 Month Period Ending Dec 31, 2024  
and Prior 12 Month Intervals**



**Total Filings For Eastern Division By Year  
12 Month Period Ending Dec 31, 2024  
and Prior 12 Month Intervals**



**NOTE: Data For Each Year was Calculated Beginning Dec 31, 2024 And Extending Backwards Twelve Months**

**Bankruptcy Yearly Case Filings  
Western District of Tennessee**

